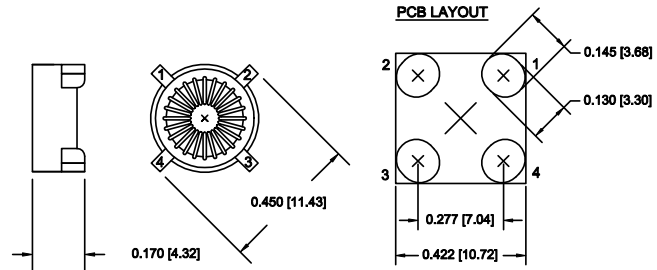
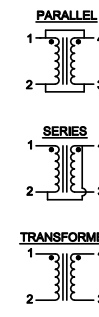


Surface Mount Toroids

- 518 series utilizes an iron powder core; ideal for frequency applications up to 100 kHz.
- 618 series utilizes a Kool Mu® core; minimizing core losses and temperature rise at higher frequencies of 100-250 kHz.
- Tape and reel packaging.
- Listed are standard designs. Custom designs are available in this package.



518 Series Toroids With Iron Powder Cores and 01 Case Size

MODEL NUMBER	PARALLEL				SERIES				CIRCUIT DIAGRAM
	OPEN CIRCUIT INDUCTANCE +/-20% μ H	MINIMUM FULL LOAD INDUCTANCE μ H	FULL LOAD CURRENT A dc	MAXIMUM DC RESISTANCE Ohms	OPEN CIRCUIT INDUCTANCE +/-20% μ H	MINIMUM FULL LOAD INDUCTANCE μ H	FULL LOAD CURRENT A dc	MAXIMUM DC RESISTANCE Ohms	
518-R47M-01	0.42	0.35	5.50	0.006	1.68	1.40	2.75	0.024	
518-R68M-01	0.56	0.47	5.10	0.007	2.27	1.80	2.55	0.026	
518-1R0M-01	1.16	0.73	4.50	0.008	4.46	2.92	2.25	0.032	
518-2R0M-01	2.61	1.59	3.40	0.014	10.44	5.30	1.70	0.055	
518-5R0M-01	5.11	3.36	2.00	0.040	20.46	13.44	1.00	0.160	
518-8R0M-01	8.45	5.30	1.80	0.053	33.82	21.20	0.90	0.210	
518-100M-01	9.75	6.22	1.70	0.056	39.00	24.88	0.85	0.224	
518-150M-01	15.80	9.60	1.40	0.088	63.52	38.40	0.70	0.350	
518-200M-01	21.44	14.10	1.00	0.160	83.57	56.40	0.50	0.640	
518-250M-01	26.72	17.10	0.96	0.175	106.90	68.40	0.48	0.700	
518-330M-01	33.82	22.30	0.83	0.252	135.30	89.18	0.40	1.008	
518-500M-01	52.07	33.60	0.70	0.315	208.28	134.40	0.35	1.280	
518-680M-01	68.77	43.60	0.66	0.375	275.10	174.40	0.33	1.500	
518-101M-01	100.32	63.70	0.54	0.558	401.31	254.75	0.27	2.232	
518-151M-01	153.41	96.70	0.44	0.845	613.64	386.78	0.22	3.380	
518-201M-01	205.19	130.90	0.36	1.210	820.76	523.60	0.18	4.840	
518-301M-01	308.20	191.10	0.32	1.530	1232.80	760.40	0.16	6.120	

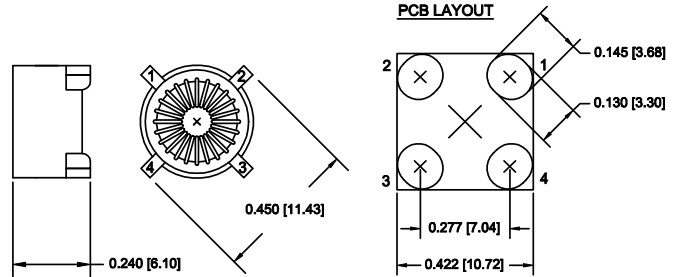
618 Series Toroids With Kool Mu® Cores and 01 Case Size

MODEL NUMBER	PARALLEL				SERIES				CIRCUIT DIAGRAM
	OPEN CIRCUIT INDUCTANCE +/-20% μ H	MINIMUM FULL LOAD INDUCTANCE μ H	FULL LOAD CURRENT A dc	MAXIMUM DC RESISTANCE Ohms	OPEN CIRCUIT INDUCTANCE +/-20% μ H	MINIMUM FULL LOAD INDUCTANCE μ H	FULL LOAD CURRENT A dc	MAXIMUM DC RESISTANCE Ohms	
618-R47M-01	0.40	0.26	5.50	0.005	1.60	1.06	2.75	0.019	SAME AS ABOVE
618-R68M-01	0.63	0.40	4.50	0.006	2.50	1.60	2.25	0.024	
618-1R0M-01	0.90	0.57	4.20	0.007	3.60	2.24	2.10	0.028	
618-2R0M-01	2.00	1.00	4.10	0.011	8.00	4.00	2.05	0.042	
618-5R0M-01	4.90	2.65	2.30	0.030	19.60	10.60	1.15	0.120	
618-8R0M-01	8.10	4.10	2.00	0.040	32.40	16.40	1.00	0.160	
618-100M-01	10.00	4.85	1.90	0.045	40.00	19.39	0.95	0.178	
618-150M-01	16.63	9.40	1.10	0.082	62.52	37.60	0.55	0.322	
618-200M-01	19.60	11.52	1.00	0.145	78.40	46.08	0.50	0.580	
618-250M-01	25.60	16.35	0.74	0.165	102.40	65.40	0.37	0.660	
618-330M-01	32.40	19.85	0.72	0.292	129.60	79.40	0.36	1.168	
618-500M-01	50.63	29.35	0.64	0.365	202.52	117.36	0.32	1.460	
618-680M-01	67.60	39.72	0.54	0.515	270.40	158.87	0.27	2.060	
618-101M-01	99.23	58.70	0.44	0.782	396.92	234.80	0.22	3.128	
618-151M-01	152.10	87.30	0.38	0.965	608.40	349.20	0.19	3.860	
618-201M-01	202.50	107.35	0.37	1.140	810.00	430.60	0.19	4.560	
618-301M-01	302.50	191.40	0.22	1.430	1210.00	765.60	0.11	5.720	

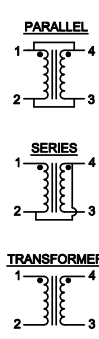
Kool Mu® is a registered trade mark of Magnetics, Inc.

Surface Mount Toroids

- 518 series utilizes an iron powder core; ideal for frequency applications up to 100 kHz.
- 618 series utilizes a Kool Mu® core; minimizing core losses and temperature rise at higher frequencies of 100-250 kHz.
- Tape and reel packaging.
- Listed are standard designs. Custom designs are available in this package.



518 Series Toroids With Iron Powder Cores and 02 Case Size

MODEL NUMBER	PARALLEL				SERIES				CIRCUIT DIAGRAM
	OPEN CIRCUIT INDUCTANCE +/-20% μ H	MINIMUM FULL LOAD INDUCTANCE μ H	FULL LOAD CURRENT A dc	MAXIMUM DC RESISTANCE Ohms	OPEN CIRCUIT INDUCTANCE +/-20% μ H	MINIMUM FULL LOAD INDUCTANCE μ H	FULL LOAD CURRENT A dc	MAXIMUM DC RESISTANCE Ohms	
518-R47M-02	0.57	0.73	5.90	0.006	2.26	1.70	2.95	0.024	
518-R68M-02	0.83	0.63	5.40	0.008	3.34	2.52	2.70	0.030	
518-1R0M-02	1.13	0.85	5.00	0.009	4.52	3.40	2.50	0.035	
518-2R0M-02	2.30	1.60	3.90	0.013	9.18	6.38	1.95	0.055	
518-5R0M-02	5.18	3.75	2.50	0.030	20.72	14.80	1.25	0.126	
518-8R0M-02	8.30	5.70	2.30	0.040	33.20	22.60	1.15	0.160	
518-100M-02	10.14	6.90	2.10	0.460	40.55	27.50	1.05	0.181	
518-150M-02	15.50	10.80	1.60	0.082	62.00	43.20	0.80	0.330	
518-200M-02	20.70	13.45	1.50	0.095	82.60	53.60	0.75	0.380	
518-250M-02	25.05	16.70	1.40	0.108	100.20	66.70	0.70	0.434	
518-330M-02	33.21	21.50	1.30	0.125	132.80	85.80	0.65	0.500	
518-500M-02	50.81	36.40	0.82	0.305	203.25	145.50	0.41	1.220	
518-680M-02	67.07	46.70	0.76	0.362	268.28	186.70	0.38	1.448	
518-101M-02	100.18	70.00	0.62	0.540	400.72	280.00	0.31	2.160	
518-151M-02	150.90	101.80	0.56	0.666	603.60	407.00	0.28	2.660	
518-201M-02	203.20	139.00	0.46	0.950	812.80	555.50	0.23	3.800	
518-301M-02	304.17	199.70	0.42	1.175	1216.65	798.50	0.21	4.702	

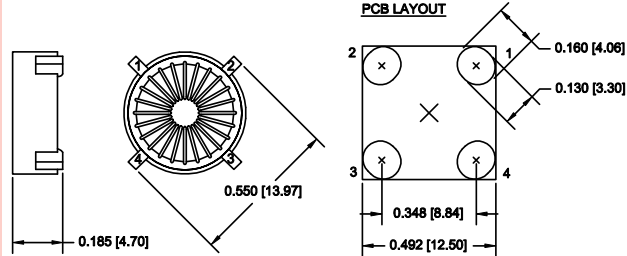
618 Series Toroids With Kool Mu® Cores and 02 Case Size

MODEL NUMBER	PARALLEL				SERIES				CIRCUIT DIAGRAM
	OPEN CIRCUIT INDUCTANCE +/-20% μ H	MINIMUM FULL LOAD INDUCTANCE μ H	FULL LOAD CURRENT A dc	MAXIMUM DC RESISTANCE Ohms	OPEN CIRCUIT INDUCTANCE +/-20% μ H	MINIMUM FULL LOAD INDUCTANCE μ H	FULL LOAD CURRENT A dc	MAXIMUM DC RESISTANCE Ohms	
618-R47M-02	0.45	0.30	6.50	0.005	1.80	1.18	3.25	0.019	SAME AS ABOVE
618-R68M-02	0.80	0.52	5.50	0.006	3.20	2.07	2.75	0.024	
618-1R0M-02	1.25	0.80	4.60	0.008	5.00	3.10	2.30	0.030	
618-2R0M-02	2.45	1.30	4.50	0.010	9.80	5.20	2.25	0.038	
618-5R0M-02	5.00	2.80	3.00	0.021	20.00	11.20	1.50	0.084	
618-8R0M-02	8.45	4.40	2.60	0.027	33.80	17.60	1.30	0.107	
618-100M-02	9.80	4.90	2.50	0.030	39.20	19.60	1.25	0.120	
618-150M-02	14.45	8.10	1.70	0.058	57.80	32.40	0.85	0.238	
618-200M-02	20.00	11.94	1.30	0.106	80.00	47.80	0.65	0.424	
618-250M-02	24.20	15.65	1.00	0.116	96.80	62.60	0.50	0.464	
618-330M-02	31.25	14.84	1.40	0.107	125.00	59.36	0.70	0.428	
618-500M-02	51.20	28.80	0.92	0.212	204.80	115.20	0.46	0.848	
618-680M-02	68.45	39.00	0.78	0.302	273.80	156.00	0.39	1.208	
618-101M-02	101.25	58.40	0.63	0.460	405.00	233.60	0.32	1.840	
618-151M-02	151.25	95.90	0.43	0.560	605.00	383.60	0.22	2.240	
618-201M-02	198.45	122.85	0.39	0.795	793.80	491.40	0.20	3.180	
618-301M-02	304.20	170.90	0.38	1.225	1216.8	683.60	0.19	4.900	

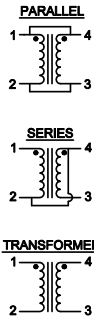
Kool Mu® is a registered trade mark of Magnetics, Inc.

Surface Mount Toroids

- 518 series utilizes an iron powder core; ideal for frequency applications up to 100 kHz.
- 618 series utilizes a Kool Mu® core; minimizing core losses and temperature rise at higher frequencies of 100-250 kHz.
- Tape and reel packaging.
- Listed are standard designs. Custom designs are available in this package.



518 Series Toroids With Iron Powder Cores and 03 Case Size

MODEL NUMBER	PARALLEL				SERIES				CIRCUIT DIAGRAM
	OPEN CIRCUIT INDUCTANCE +/-20% μ H	MINIMUM FULL LOAD INDUCTANCE μ H	FULL LOAD CURRENT A dc	MAXIMUM DC RESISTANCE Ohms	OPEN CIRCUIT INDUCTANCE +/-20% μ H	MINIMUM FULL LOAD INDUCTANCE μ H	FULL LOAD CURRENT A dc	MAXIMUM DC RESISTANCE Ohms	
518-R47M-03	0.54	0.37	6.20	0.007	2.19	1.48	3.10	0.024	
518-R68M-03	0.71	0.49	4.70	0.008	2.86	1.98	2.85	0.028	
518-1R0M-03	1.12	0.71	5.40	0.009	4.48	2.85	2.70	0.034	
518-2R0M-03	1.89	1.23	4.60	0.012	7.57	4.92	2.30	0.044	
518-5R0M-03	5.42	3.18	3.20	0.023	21.60	12.70	1.60	0.090	
518-8R0M-03	8.70	4.90	2.80	0.031	34.80	19.60	1.40	0.120	
518-100M-03	10.76	5.80	2.70	0.033	43.00	23.20	1.35	0.132	
518-150M-03	16.17	8.72	2.20	0.050	64.68	34.80	1.10	0.198	
518-200M-03	20.70	13.24	1.50	0.111	82.80	52.95	0.75	0.442	
518-250M-03	26.82	16.10	1.40	0.125	107.50	64.60	0.70	0.498	
518-330M-03	35.12	20.30	1.30	0.143	140.49	81.22	0.65	0.570	
518-500M-03	51.78	33.10	0.92	0.277	207.10	132.40	0.46	1.108	
518-680M-03	73.48	44.08	0.84	0.328	293.93	176.32	0.42	1.314	
518-101M-03	109.77	65.86	0.68	0.502	439.08	263.45	0.32	2.005	
518-151M-03	158.60	90.66	0.64	0.624	634.40	363.52	0.32	2.486	
518-201M-03	216.39	116.80	0.60	0.735	865.50	467.20	0.30	2.930	
518-301M-03	319.80	172.70	0.50	1.200	1276.00	690.80	0.25	4.850	

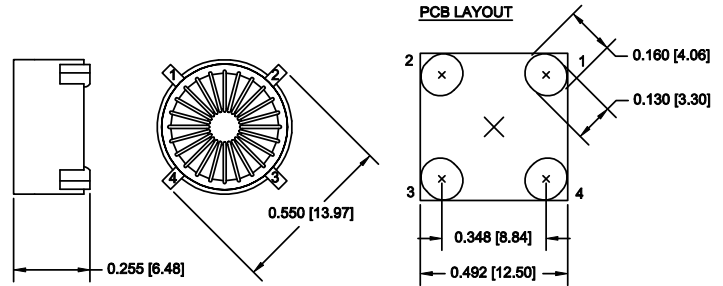
618 Series Toroids With Kool Mu® Cores and 03 Case Size

MODEL NUMBER	PARALLEL				SERIES				CIRCUIT DIAGRAM
	OPEN CIRCUIT INDUCTANCE +/-20% μ H	MINIMUM FULL LOAD INDUCTANCE μ H	FULL LOAD CURRENT A dc	MAXIMUM DC RESISTANCE Ohms	OPEN CIRCUIT INDUCTANCE +/-20% μ H	MINIMUM FULL LOAD INDUCTANCE μ H	FULL LOAD CURRENT A dc	MAXIMUM DC RESISTANCE Ohms	
618-R47M-03	0.40	0.28	6.00	0.006	1.60	1.12	3.00	0.21	SAME AS ABOVE
618-R68M-03	0.63	0.43	5.00	0.006	2.50	1.72	2.50	0.024	
618-1R0M-03	0.90	0.58	4.80	0.007	3.60	2.32	2.40	0.028	
618-2R0M-03	2.00	1.08	4.70	0.010	8.00	4.32	2.35	0.040	
618-5R0M-03	4.90	2.60	3.00	0.020	19.60	10.40	1.50	0.078	
618-8R0M-03	8.10	3.89	2.80	0.025	32.40	15.55	1.40	0.100	
618-100M-03	10.00	4.55	2.70	0.029	40.00	18.20	1.35	0.114	
618-150M-03	15.63	7.50	2.00	0.043	62.50	30.00	1.00	0.172	
618-200M-03	19.60	10.45	1.50	0.077	78.40	41.80	0.75	0.310	
618-250M-03	25.60	16.28	0.98	0.086	102.40	65.12	0.49	0.344	
618-330M-03	32.40	19.41	0.96	0.083	129.60	77.64	0.48	0.332	
618-500M-03	50.63	27.09	0.94	0.241	202.52	108.36	0.47	0.960	
618-680M-03	67.60	36.62	0.80	0.275	270.40	146.48	0.40	1.100	
618-101M-03	99.23	51.36	0.70	0.348	396.92	205.44	0.35	1.392	
618-151M-03	152.10	98.66	0.38	0.430	608.40	394.64	0.19	1.720	
618-201M-03	202.50	121.43	0.39	0.620	810.00	485.70	0.20	2.480	
618-301M-03	302.50	158.19	0.40	0.950	1210.00	632.70	0.20	3.800	

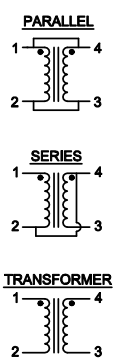
Kool Mu® is a registered trade mark of Magnetics, Inc.

Surface Mount Toroids

- 518 series utilizes an iron powder core; ideal for frequency applications up to 100 kHz.
- 618 series utilizes a Kool Mu® core; minimizing core losses and temperature rise at higher frequencies of 100-250 kHz.
- Tape and reel packaging.
- Listed are standard designs. Custom designs are available in this package.



518 Series Toroids With Iron Powder Cores and 04 Case Size

MODEL NUMBER	PARALLEL				SERIES				CIRCUIT DIAGRAM
	OPEN CIRCUIT INDUCTANCE +/-20% μ H	MINIMUM FULL LOAD INDUCTANCE μ H	FULL LOAD CURRENT A dc	MAXIMUM DC RESISTANCE Ohms	OPEN CIRCUIT INDUCTANCE +/-20% μ H	MINIMUM FULL LOAD INDUCTANCE μ H	FULL LOAD CURRENT A dc	MAXIMUM DC RESISTANCE Ohms	
518-R47M-04	0.49	0.38	7.90	0.005	1.96	1.50	3.95	0.019	
518-R68M-04	0.76	0.56	7.20	0.006	3.04	2.24	3.60	0.024	
518-1R0M-04	1.09	0.82	5.90	0.009	4.36	3.26	3.00	0.035	
518-2R0M-04	1.95	1.42	4.60	0.015	7.80	5.68	2.30	0.056	
518-5R0M-04	5.15	3.55	3.30	0.028	20.60	14.20	1.65	0.110	
518-8R0M-04	7.81	5.15	3.00	0.032	31.22	20.60	1.50	0.128	
518-100M-04	9.88	6.68	2.50	0.045	39.52	26.72	1.25	0.180	
518-150M-04	14.76	9.50	2.30	0.055	59.04	38.00	1.15	0.225	
518-200M-04	20.62	13.45	1.90	0.085	82.48	53.80	0.95	0.338	
518-250M-04	26.65	17.18	1.60	0.115	102.60	68.72	0.80	0.460	
518-330M-04	33.21	22.92	1.30	0.165	132.84	91.68	0.65	0.660	
518-500M-04	48.80	32.20	1.20	0.200	195.20	128.80	0.60	0.802	
518-680M-04	67.37	43.05	1.10	0.235	269.48	172.18	0.55	0.950	
518-101M-04	99.09	69.55	0.72	0.567	396.36	278.20	0.36	2.261	
518-151M-04	149.45	101.46	0.64	0.695	597.80	405.80	0.32	2.785	
518-201M-04	200.11	131.36	0.60	0.810	800.45	525.45	0.30	3.240	
518-301M-04	298.93	188.05	0.54	1.005	1195.70	752.15	0.27	4.020	

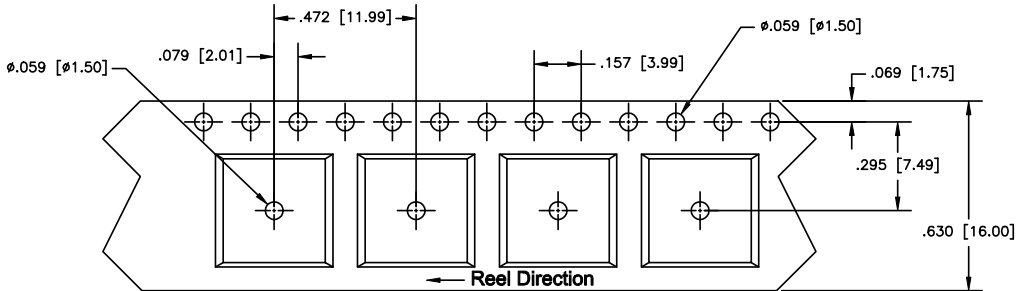
618 Series Toroids With Kool Mu® Cores and 04 Case Size

MODEL NUMBER	PARALLEL				SERIES				CIRCUIT DIAGRAM
	OPEN CIRCUIT INDUCTANCE +/-20% μ H	MINIMUM FULL LOAD INDUCTANCE μ H	FULL LOAD CURRENT A dc	MAXIMUM DC RESISTANCE Ohms	OPEN CIRCUIT INDUCTANCE +/-20% μ H	MINIMUM FULL LOAD INDUCTANCE μ H	FULL LOAD CURRENT A dc	MAXIMUM DC RESISTANCE Ohms	
618-R47M-04	0.46	0.33	7.00	0.003	1.84	1.32	3.50	0.012	SAME AS ABOVE
618-R68M-04	0.83	0.58	6.00	0.004	3.32	2.32	3.00	0.018	
618-1R0M-04	1.30	0.89	5.00	0.005	5.20	3.56	2.50	0.020	
618-2R0M-04	1.87	1.13	5.90	0.006	7.48	4.52	2.92	0.025	
618-5R0M-04	5.20	2.70	4.40	0.013	20.80	10.80	2.20	0.052	
618-8R0M-04	7.48	3.89	3.50	0.017	29.92	15.56	1.75	0.070	
618-100M-04	10.19	5.11	3.40	0.020	40.76	20.40	1.70	0.080	
618-150M-04	15.02	7.00	3.00	0.024	60.08	28.00	1.50	0.096	
618-200M-04	20.80	11.00	2.10	0.055	83.20	44.00	1.05	0.220	
618-250M-04	25.16	13.00	2.00	0.064	100.64	52.00	1.00	0.254	
618-330M-04	32.50	16.51	1.80	0.070	130.00	66.04	0.90	0.272	
618-500M-04	49.97	25.00	1.50	0.110	199.88	100.00	0.75	0.440	
618-680M-04	67.30	35.40	1.20	0.156	269.20	141.60	0.60	0.624	
618-101M-04	100.60	55.31	0.92	0.294	402.40	221.24	0.46	1.173	
618-151M-04	148.80	77.40	0.82	0.373	595.20	309.60	0.41	1.492	
618-201M-04	199.80	110.58	0.64	0.550	799.20	442.30	0.32	2.175	
618-301M-04	300.30	149.00	0.62	0.672	1201.20	596.00	0.31	2.688	

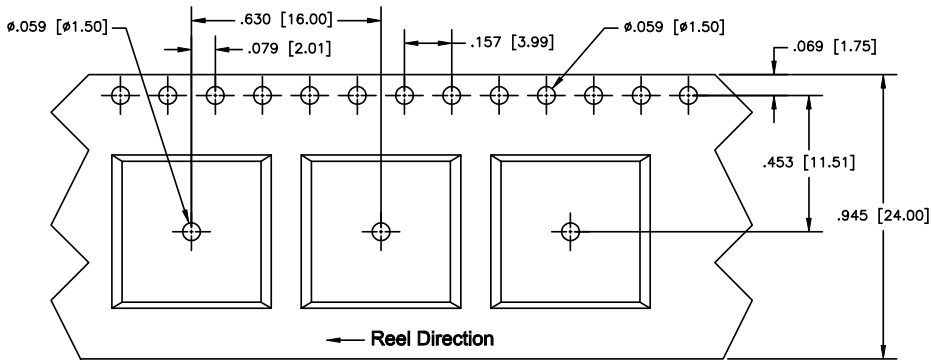
Kool Mu® is a registered trade mark of Magnetics, Inc.

Surface Mount Toroids

TAPE AND REEL PACKAGING



01 CASE SIZE: 1100 toroids per reel.



02 & 03 CASE SIZE: 800 toroids per reel.
04 CASE SIZE: 600 toroids per reel.

PERFORMANCE GRAPHS

NOTE: All of our surface mount toroids are manufactured to exacting specifications and meet UL Class B 130°C requirements.

